

# How to use My Wiltshire

You can access [My Wiltshire](#) via your internet browser on your desktop/laptop or download the mobile app on to your smartphone or tablet.

To access the system via your internet browser, go to [My Wiltshire login](#) or [report an issue anonymously](#).

## How to access the system on your smartphone or tablet

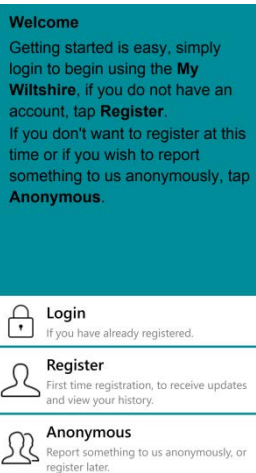
1. The My Wiltshire app is available on Apple, Android and Windows operating systems



2. Go to your app store and download the My Wiltshire app

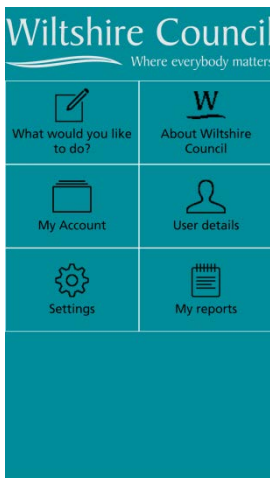


3. Once you have the app on your mobile device, launch the app.
4. You should see a screen similar to this one.



If you have previously registered via a web browser, you can use the same email and password. If you haven't then please register, use your email address and make up a password.


5. Once logged in, you will see a screen similar to this one.



6. You can now explore your account to see all the functionality available.

7. Here's how to submit a pothole report.

a. Select 'What would you like to do?'  
You will see a screen similar to this one.



b. Select 'Report it'  
You will see a screen similar to this one.



c. Select 'Highways issues'. Here you can scroll down to see all the services you can report to. You will see a screen similar to this one.



d. Select 'Potholes'  
You will see a screen similar to this one. You may have to scroll down before you get to these text boxes. Fill in the detail required and send.

You will get status updates for your report so long as when you register you gave an email address.